



# EL CERRITO-KENSINGTON FIRE DEPARTMENT

10900 San Pablo Avenue • El Cerrito • CA • 94530  
(510) 215-4450 • FAX (510) 232-4917  
[www.el-cerrito.org](http://www.el-cerrito.org)

**DATE:** July 7, 2026  
**TO:** David Aranda: General Manager  
**FROM:** Eric Saylor: Fire Chief  
**RE:** Fire Chief's Report for the July 2026 Kensington Community Services District

## Training

The Fire Department recently completed a multi-agency firefighter rescue and search drill with neighboring departments. The training focused on locating, reaching, and rescuing lost or trapped firefighters operating inside buildings during structure-fire incidents.

This type of training is critical because firefighter disorientation, communication challenges, accountability issues, and rapidly changing fire conditions can place crews at significant risk during interior operations. The drill reinforced the principles commonly associated with the “NIOSH Five,” which identify recurring contributing factors in firefighter line-of-duty deaths, including risk assessment, incident command, accountability, communications, and standard operating procedures.

By training alongside neighboring agencies, firefighters improve their ability to work together under high-stress conditions, strengthen mayday and rapid-intervention skills, and increase the likelihood of a safe and coordinated rescue if a firefighter becomes lost, trapped, or injured. This ongoing training supports the Department’s commitment to firefighter safety, operational readiness, and protecting the lives of both the public and emergency personnel.

**THE NIOSH 5** THE FIVE LEADING CAUSES OF LINE-OF-DUTY DEATHS FOR FIREFIGHTERS

These five factors are consistently linked to firefighter line-of-duty deaths. Understand the risks. Follow the principles. Protect each other. Go home safely.

<p><b>1 RISK ASSESSMENT</b></p> <ul style="list-style-type: none"> <li>Continuously evaluate hazards, conditions, and behaviors.</li> <li>Consider the worst-case scenario.</li> <li>Make informed decisions before taking action.</li> </ul> <p>THINK AHEAD. STAY AHEAD.</p>	<p><b>2 INCIDENT COMMAND</b></p> <ul style="list-style-type: none"> <li>Establish and maintain command.</li> <li>Set clear objectives and strategies.</li> <li>Ensure resources are managed effectively.</li> </ul> <p>STRONG COMMAND. STRONG OUTCOMES.</p>	<p><b>3 ACCOUNTABILITY</b></p> <ul style="list-style-type: none"> <li>Know who is on the scene and where they are.</li> <li>Track crews entering and leaving hazardous areas.</li> <li>Conduct regular accountability checks.</li> </ul> <p>EVERYONE IN. EVERYONE OUT.</p>	<p><b>4 COMMUNICATIONS</b></p> <ul style="list-style-type: none"> <li>Use clear, concise, and standardized communication.</li> <li>Confirm messages are received and understood.</li> <li>Maintain communications with all crews.</li> </ul> <p>COMMUNICATE CLEARLY. STAY CONNECTED.</p>	<p><b>5 STANDARD OPERATING PROCEDURES</b></p> <ul style="list-style-type: none"> <li>Follow established policies, guidelines, and procedures.</li> <li>Use proven tactics and best practices.</li> <li>Train consistently and reinforce standards.</li> </ul> <p>STICK TO THE PLAN. IT SAVES LIVES.</p>
---	---	--	--	---

OUR MISSION: PROTECT LIVES AND PROPERTY

INTEGRITY ACCOUNTABILITY TEAMWORK RESPECT PROFESSIONALISM



# EL CERRITO-KENSINGTON FIRE DEPARTMENT



10900 San Pablo Avenue • El Cerrito • CA • 94530  
(510) 215-4450 • FAX (510) 232-4917  
[www.el-cerrito.org](http://www.el-cerrito.org)

## Public Outreach

The Contra Costa County Community Warning System is seeking feedback from community members regarding emergency alerts, warning systems, and disaster preparedness. This effort is intended to better understand how residents receive emergency information and identify opportunities to improve communications during wildfires, earthquakes, public safety emergencies, and other disasters.

Community input is an important part of strengthening local preparedness and ensuring that emergency notifications are timely, accessible, and effective. Residents are encouraged to participate by completing the survey using the QR code below. The feedback gathered will help Contra Costa County better understand the needs of the community and continue improving how critical emergency information is shared before, during, and after an incident.

**CONTRA COSTA COUNTY  
EMERGENCY ALERTS &  
PREPAREDNESS SURVEY**

Contra Costa County wants your feedback on emergency alerts, warnings systems, and preparedness to better understand how you receive emergency information and identify ways to improve communications during wildfires, earthquakes, public safety emergencies, and other disasters.

**On Saturday, July 4, the El Cerrito–Kensington Fire Department** participated in the Fourth of July One World Festival at Cerrito Vista Park. This annual community tradition brings together music, friends, families, community organizations, and a classic car showcase, creating an excellent opportunity for the Department to engage directly with the public.

The Fire Department staffed two booths at the event, one representing Kensington and one representing El Cerrito. The Department also brought its educational burn trailer, which provided fire-safety education for young children throughout the day. Approximately every 30 minutes, children were guided through the trailer and taught important safety lessons, including how to stay low during smoke and heat conditions, how to recognize dangerous household appliances and hazards, and how to safely escape a home during a fire, including through a window if trapped upstairs.

The Department's booths were positioned near the emerging El Cerrito–Kensington CERT program, which featured an impressive roadmap and path forward for strengthening community preparedness. This event is one the Fire Department attends each year and continues to value because it provides a meaningful opportunity to interact with residents, answer questions, distribute educational materials, and teach children life-saving fire-safety skills in a fun and approachable setting.



# EL CERRITO-KENSINGTON FIRE DEPARTMENT



10900 San Pablo Avenue ▪ El Cerrito ▪ CA ▪ 94530  
(510) 215-4450 ▪ FAX (510) 232-4917  
[www.el-cerrito.org](http://www.el-cerrito.org)

## Operations / Wildfire Risk Reduction

The Fire Department conducted controlled pile burns in the Madera Open Space as part of ongoing wildfire risk-reduction and vegetation-management efforts. This work supports the Department's continued focus on reducing hazardous fuels, improving community resilience, and protecting residents from wildfire risk.

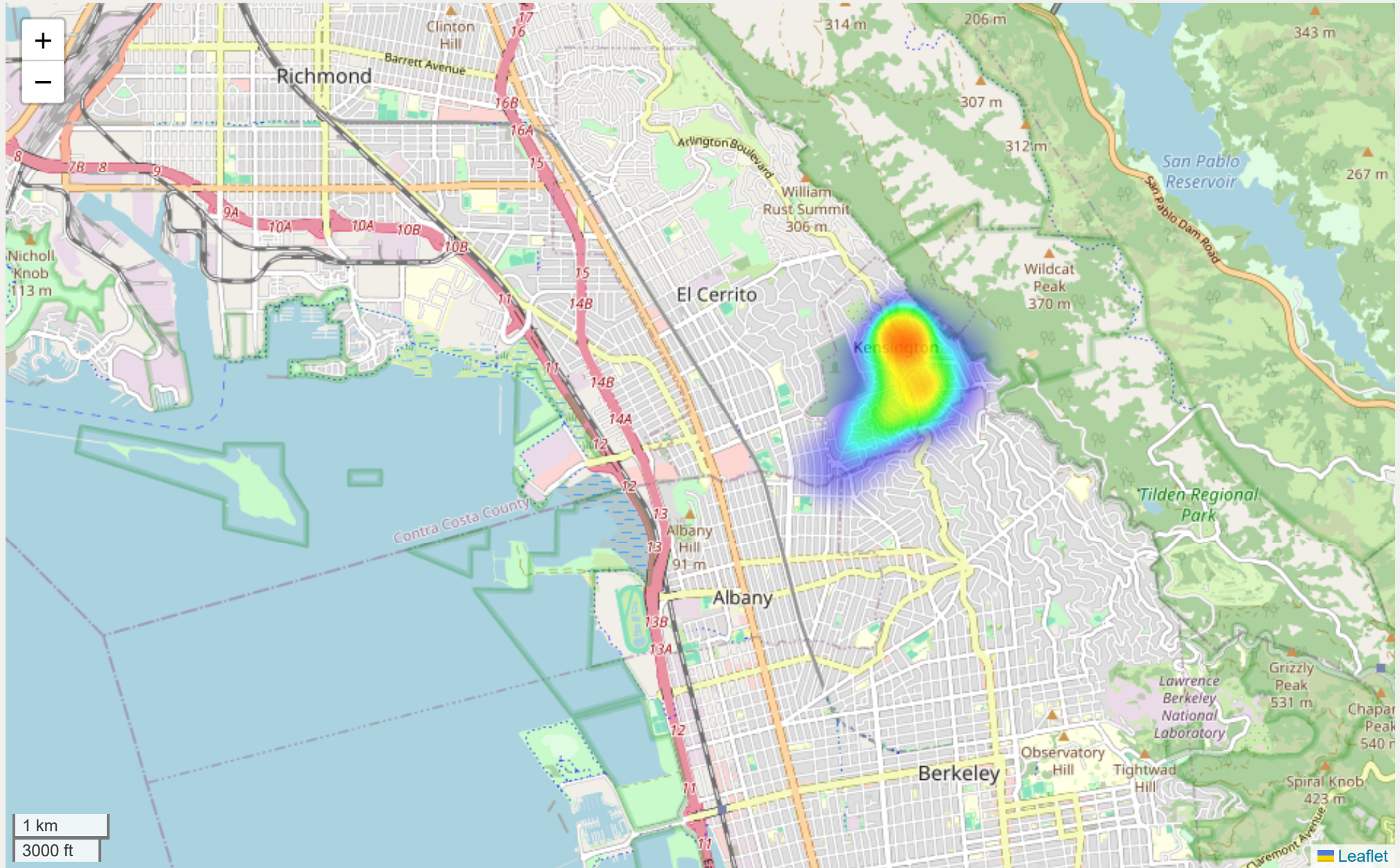
All pile-burning operations are conducted only under approved conditions, in compliance with Bay Area Air District regulations, and with Fire Department personnel on site to ensure the work is completed safely. The Department appreciates the community's patience and understanding as we continue important wildfire-prevention work to reduce risk and help protect Kensington and the surrounding area.



### Scene Locations of Fire Incidents

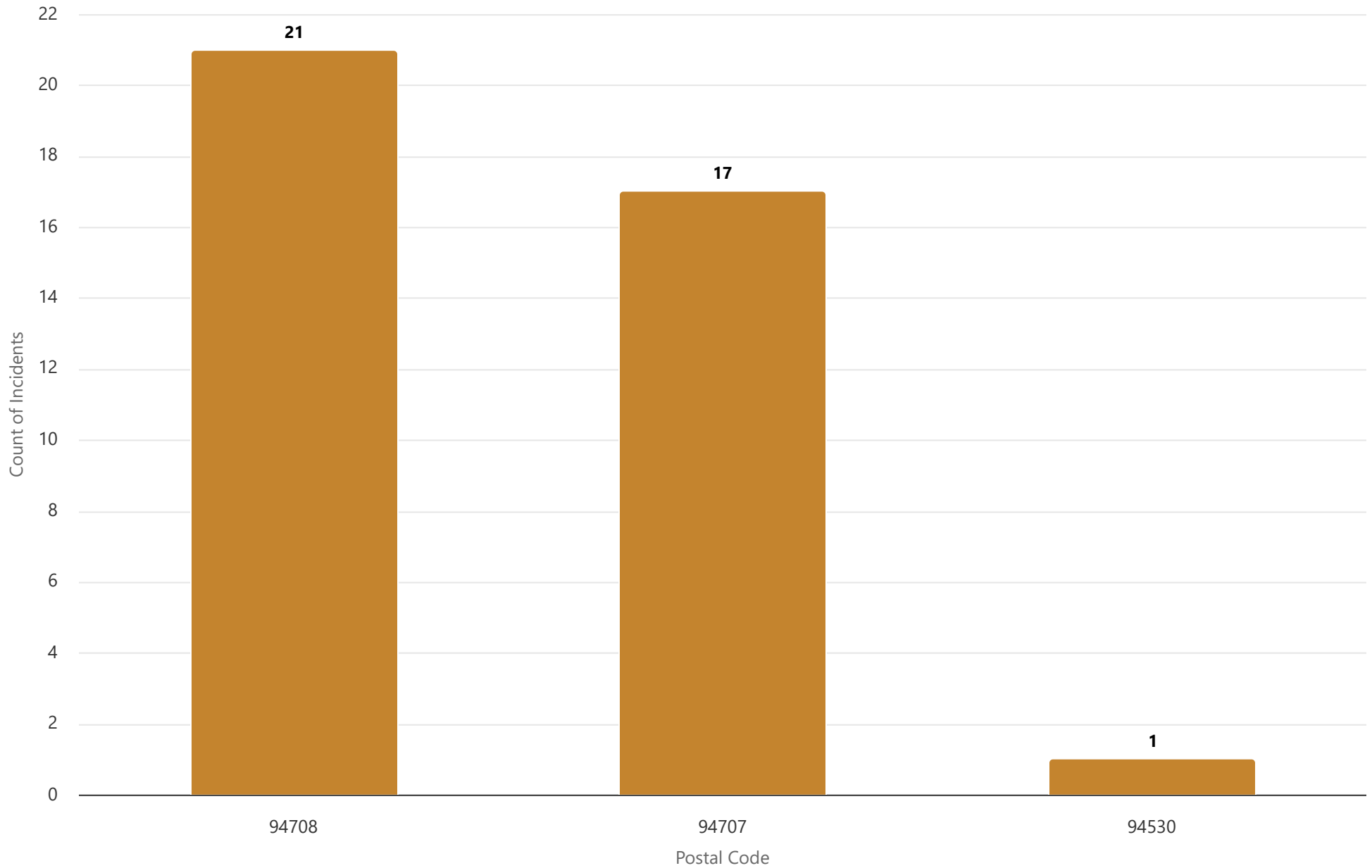
Item #09a

N = 39 Jun 01, 2026 12:00 AM to Jun 30, 2026 11:59 PM



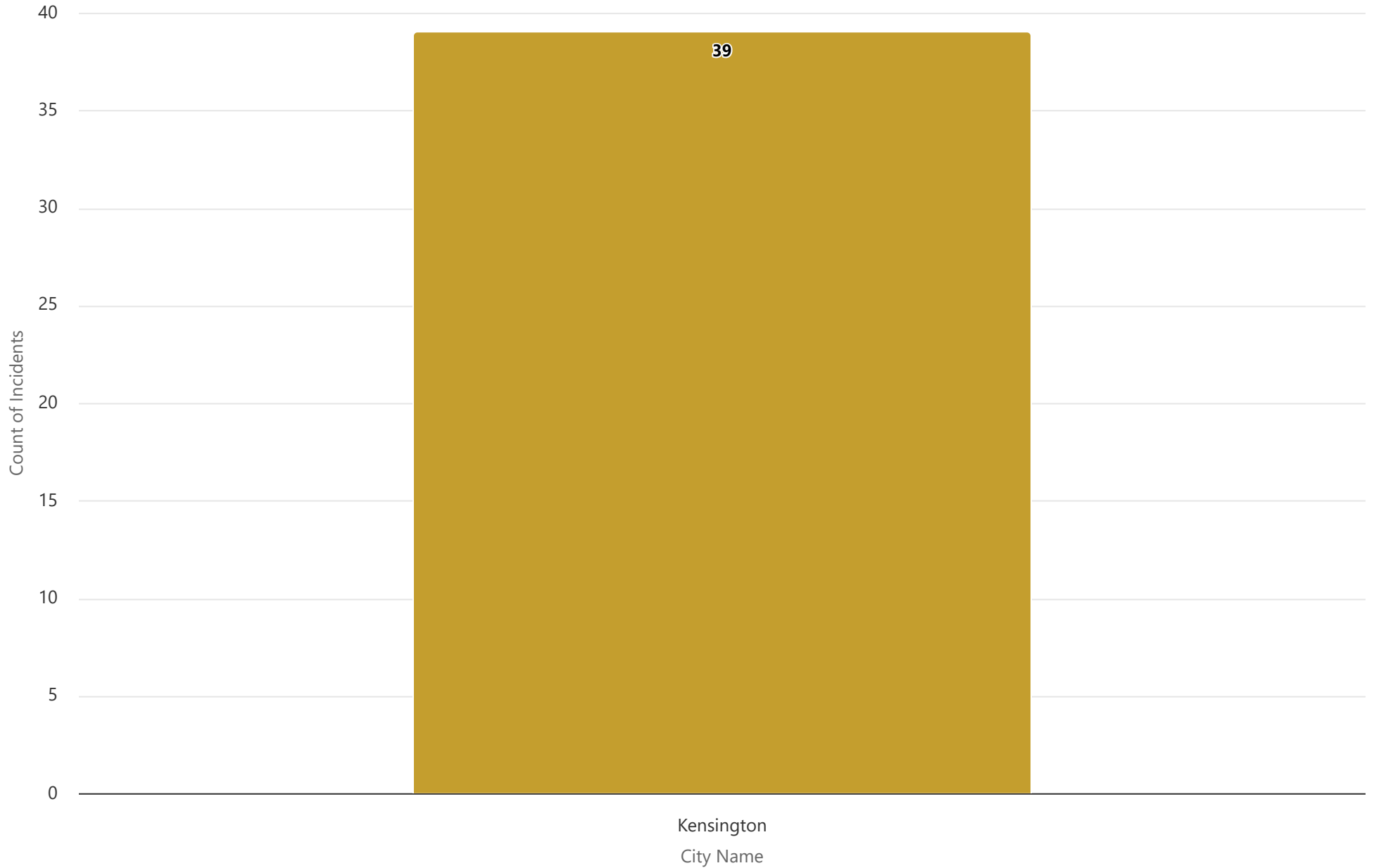
### Incidents by Postal Code

Jun 01, 2026 12:00 AM to Jun 30, 2026 11:59 PM



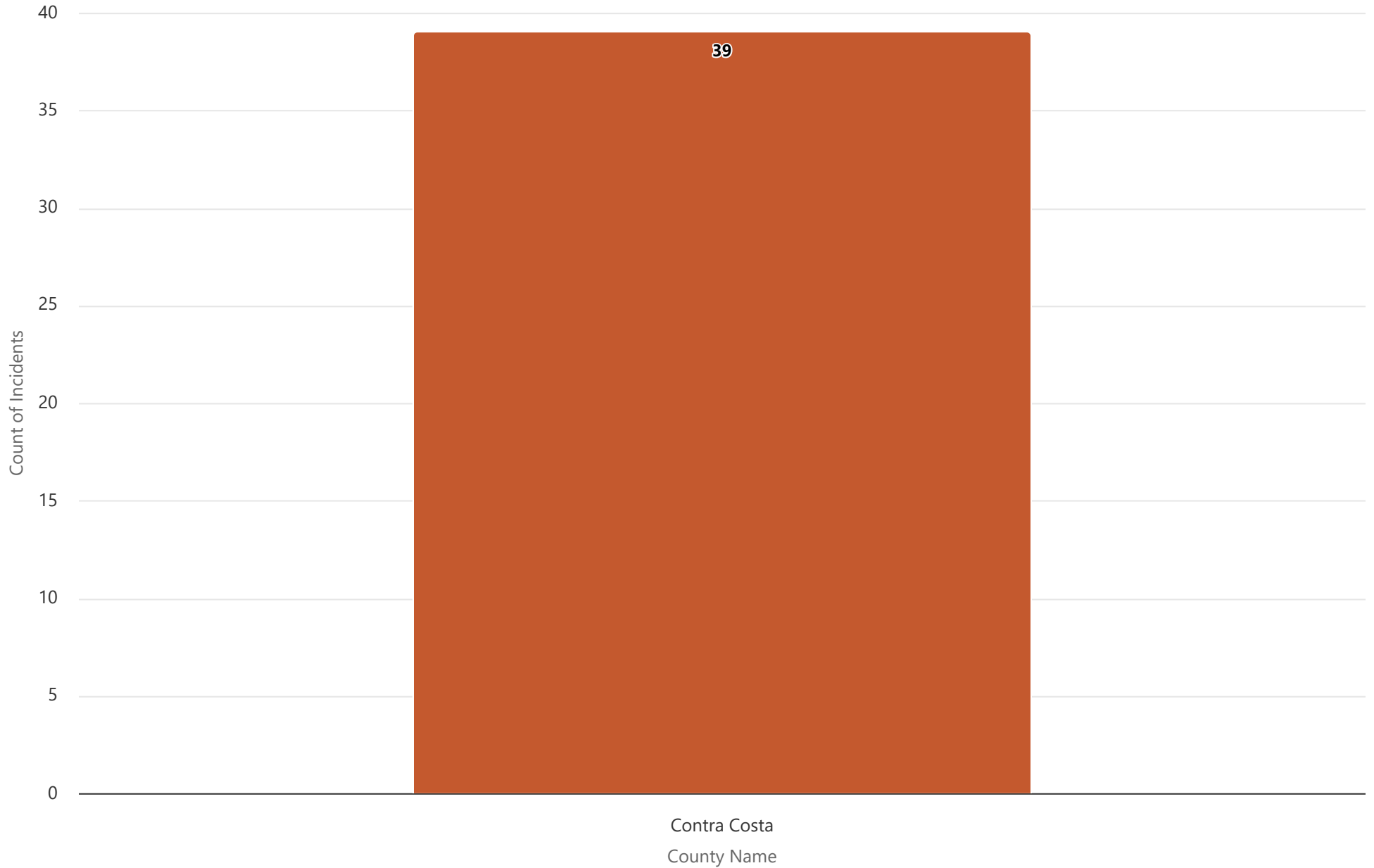
### Incidents by City Name (Top 15)

Jun 01, 2026 12:00 AM to Jun 30, 2026 11:59 PM



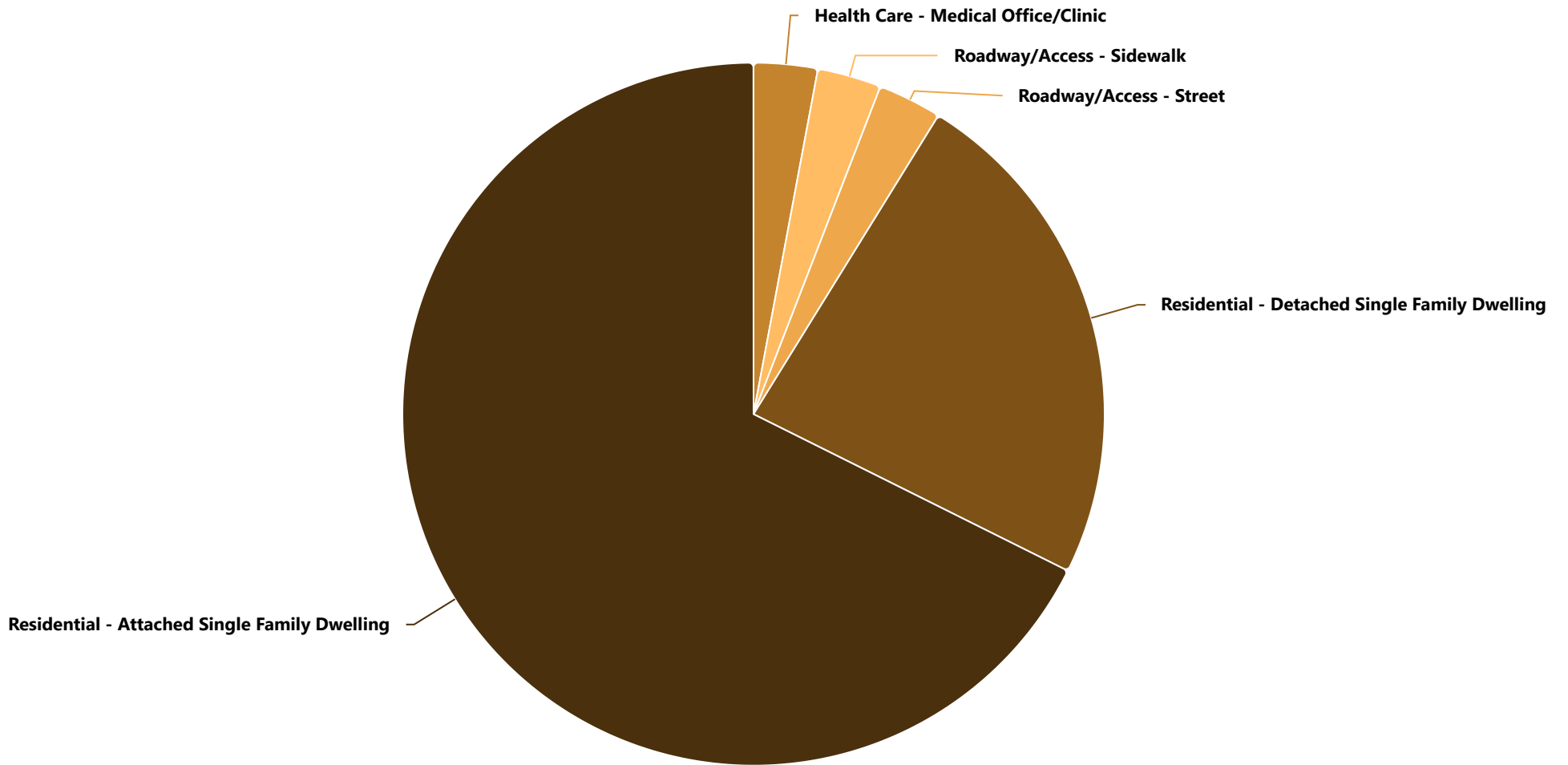
### Incidents by County Name (Top 15)

Jun 01, 2026 12:00 AM to Jun 30, 2026 11:59 PM



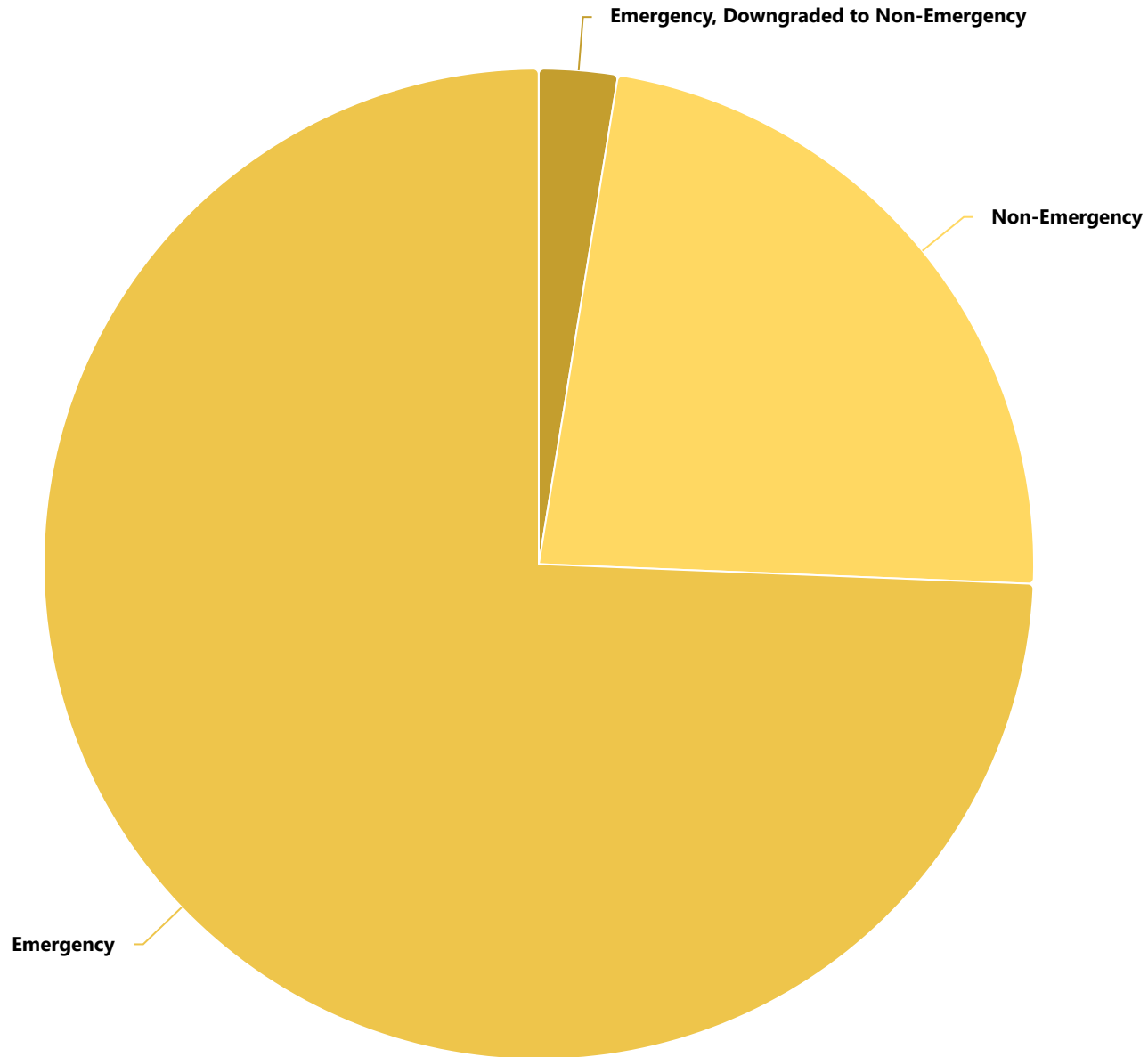
# Incidents by Location Use Category

Jun 01, 2026 12:00 AM to Jun 30, 2026 11:59 PM



# Incidents by Response Mode To Scene

Jun 01, 2026 12:00 AM to Jun 30, 2026 11:59 PM



## Incidents by District/Zone

Jun 01, 2026 12:00 AM to Jun 30, 2026 11:59 PM

Values

There are no results to display

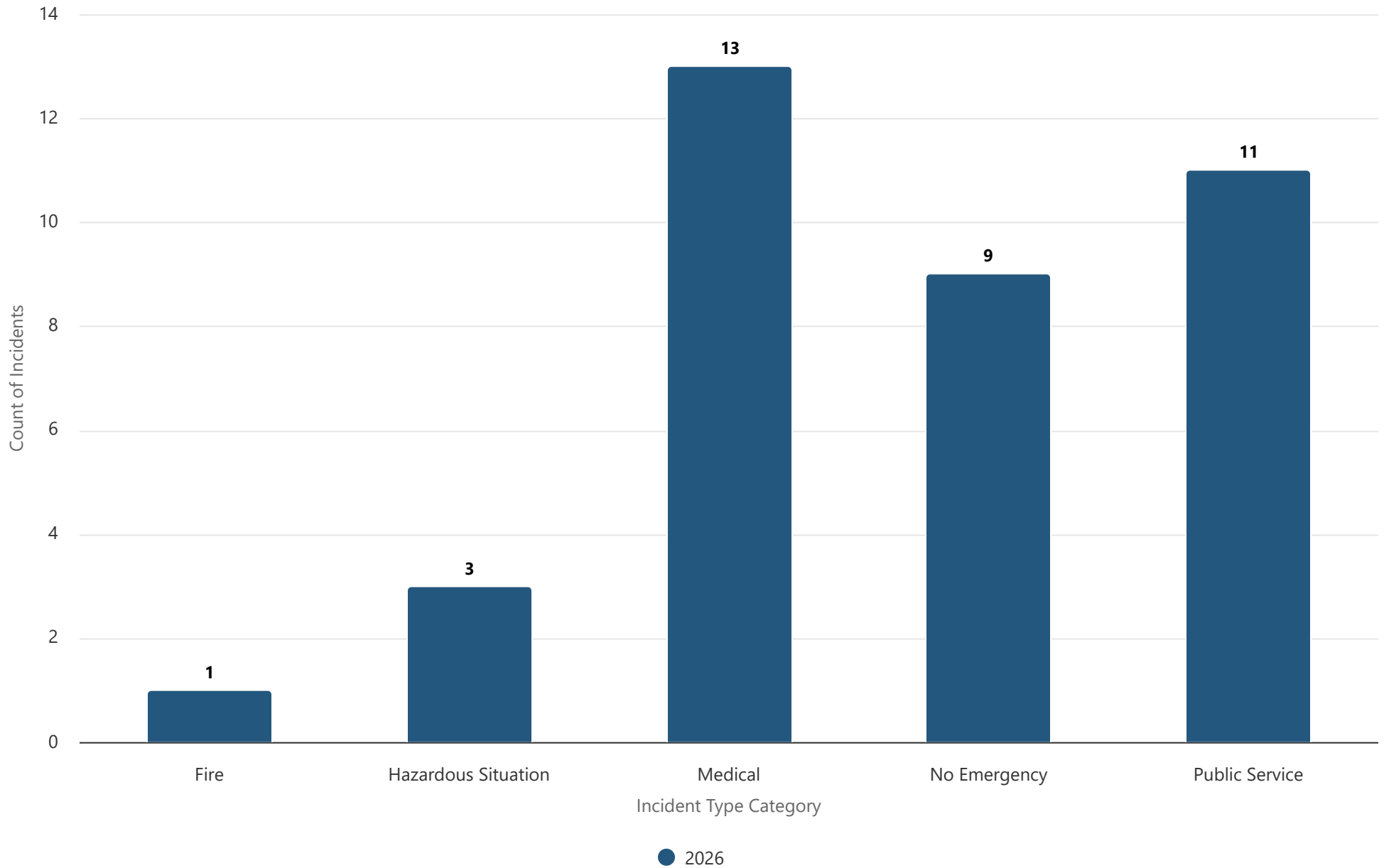
### Incidents by District/Zone and Month

Jan 01, 2025 12:00 AM to Jun 30, 2026 11:59 PM

Incident Location Zone Number (itfiIncident.008)	2026						2026		2025		YTD % Change
	Jan	Feb	Mar	Apr	May	Jun	Grand Total - Current	% of Total Incidents - Current	Grand Total - Previous	% of Total Incidents - Previous	
55	0	2	0	0	1	0	3	100.00%	0	N/A	N/A
<b>Grand Total</b>	<b>0</b>	<b>2</b>	<b>0</b>	<b>0</b>	<b>1</b>	<b>0</b>	<b>3</b>	<b>100.00%</b>	<b>0</b>	<b>100.00%</b>	<b>N/A</b>

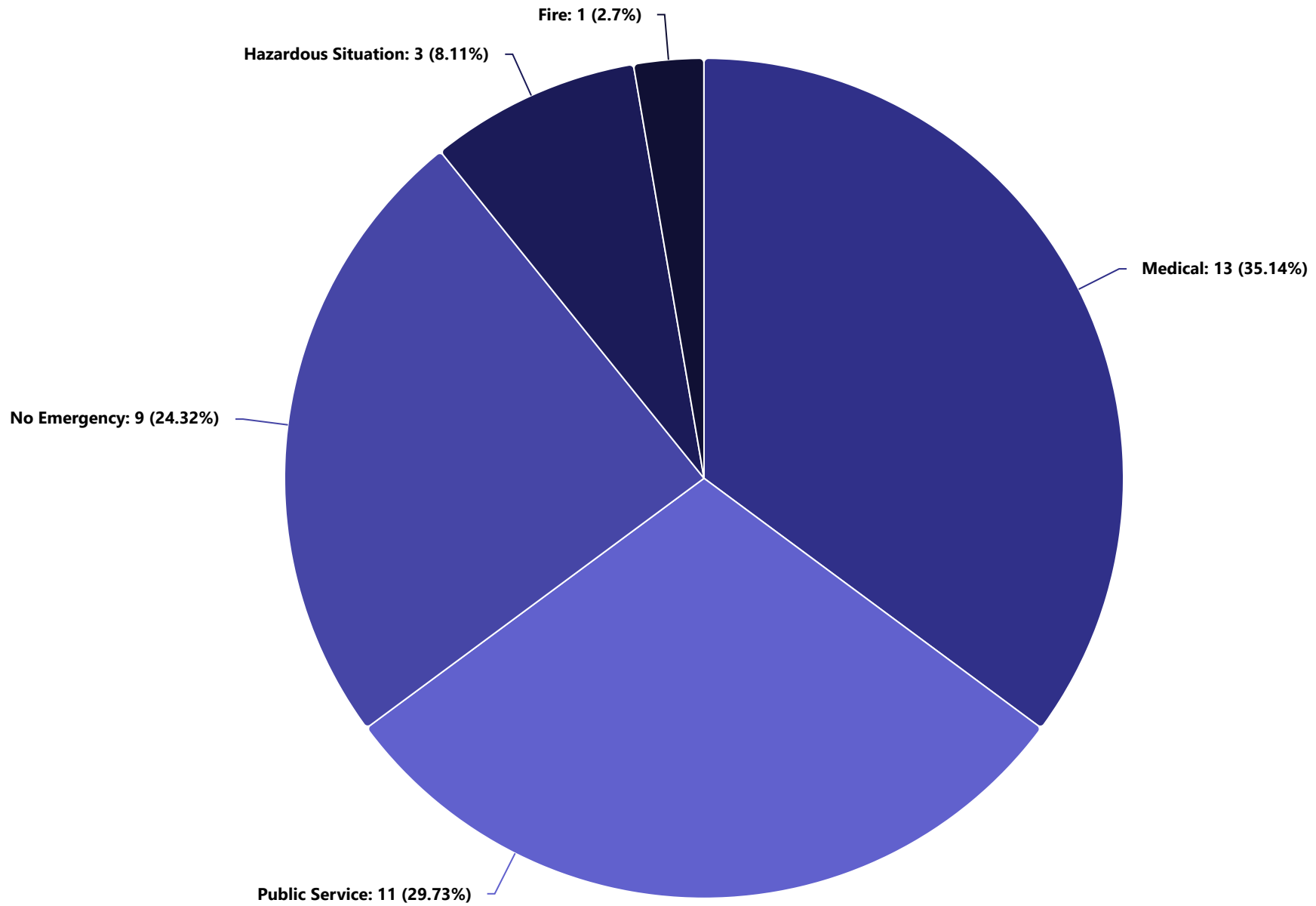
### Incidents by Category and Year

Jun 01, 2026 12:00 AM to Jun 30, 2026 11:59 PM



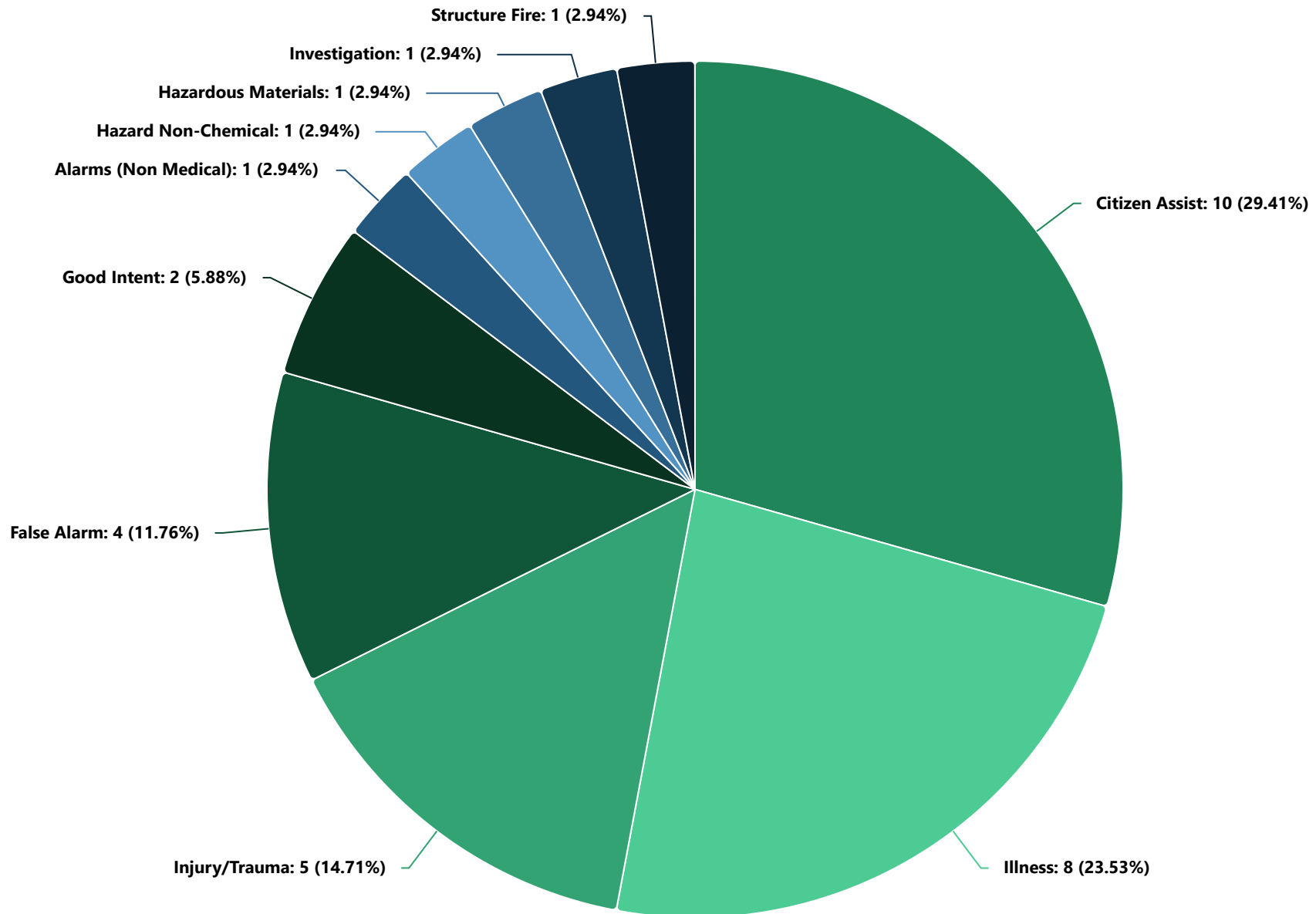
### Incidents by Category

Jun 01, 2026 12:00 AM to Jun 30, 2026 11:59 PM



### Incidents by Type

Jun 01, 2026 12:00 AM to Jun 30, 2026 11:59 PM



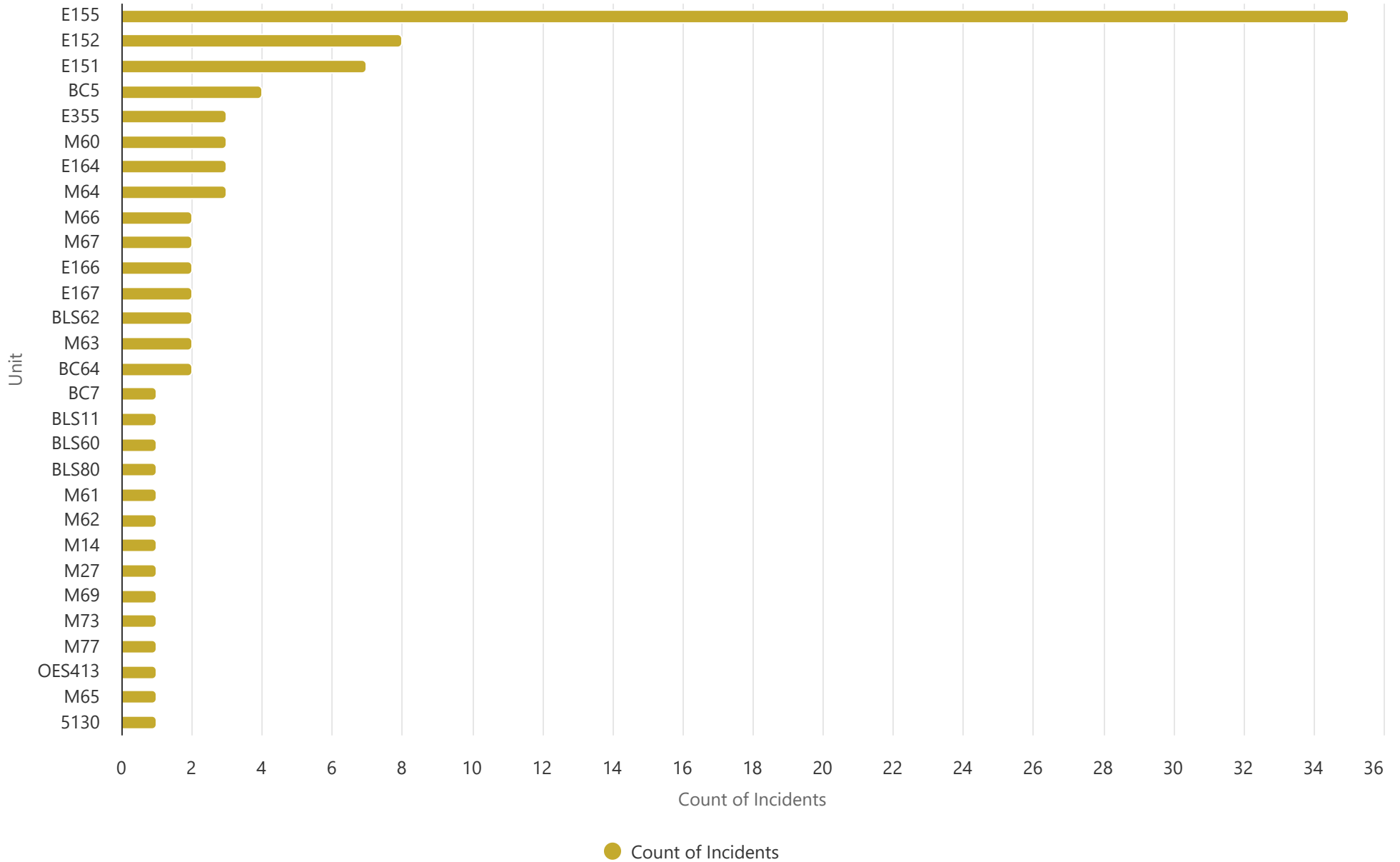
### Incidents by Category and Month

Jan 01, 2025 12:00 AM to Jun 30, 2026 11:59 PM

Incident Type Primary Category 1 (filincident.03)	2026						2026		2025		YTD % Change
	Jan	Feb	Mar	Apr	May	Jun	Grand Total - Current	% of Total Incidents - Current	Grand Total - Previous	% of Total Incidents - Previous	
fire	0	0	0	0	0	1	1	1.00%	0	N/A	N/A
hazardous situation	0	2	5	2	4	3	16	9.00%	0	N/A	N/A
medical	0	16	16	18	12	13	75	42.00%	0	N/A	N/A
no emergency	0	5	7	11	5	9	37	21.00%	0	N/A	N/A
public service	0	6	15	7	7	11	46	26.00%	0	N/A	N/A
rescue	0	1	0	1	0	0	2	1.00%	0	N/A	N/A
<b>Grand Total</b>	<b>0</b>	<b>30</b>	<b>43</b>	<b>39</b>	<b>28</b>	<b>37</b>	<b>177</b>	<b>100.00%</b>	<b>0</b>	<b>100.00%</b>	<b>N/A</b>

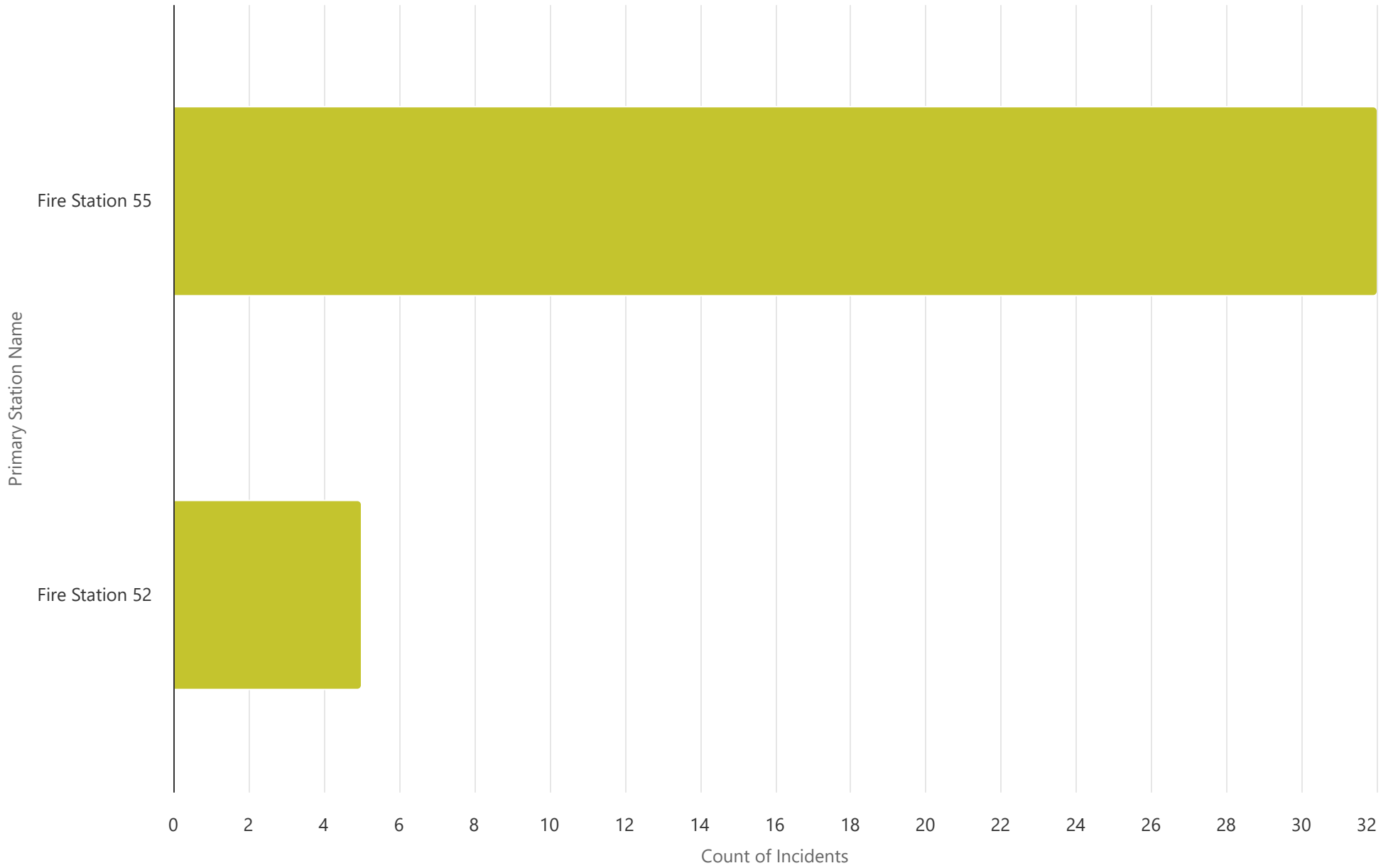
### Incidents by Apparatus Resource ID (Top 40)

Jun 01, 2026 12:00 AM to Jun 30, 2026 11:59 PM



### Incidents by Primary Station Name

Jun 01, 2026 12:00 AM to Jun 30, 2026 11:59 PM



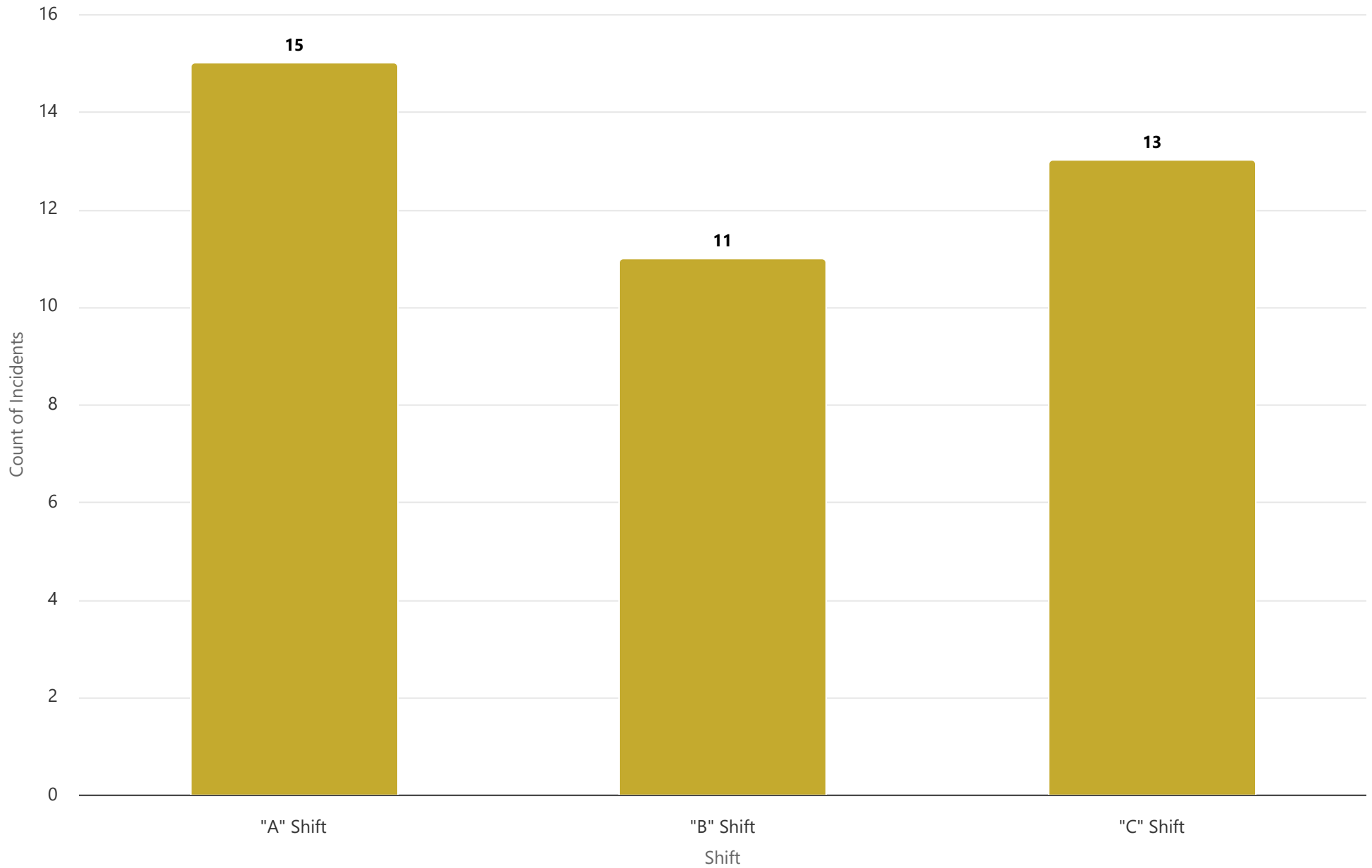
## Station Summary Report

Jun 01, 2026 12:00 AM to Jun 30, 2026 11:59 PM

Station	EMS Incidents	Fire Incidents	Other Incidents	Total Incidents	% of Total Incidents	Station Reliability	90th Percentile Response Time (PSAP to Arrival)
Fire Station 52	1	0	4	5	13.51%	60.00%	00:38:37
Fire Station 55	12	1	19	32	86.49%	93.75%	00:16:49
<b>Overall</b>	<b>13</b>	<b>1</b>	<b>23</b>	<b>37</b>	<b>100.00%</b>	<b>89.19%</b>	<b>00:38:37</b>

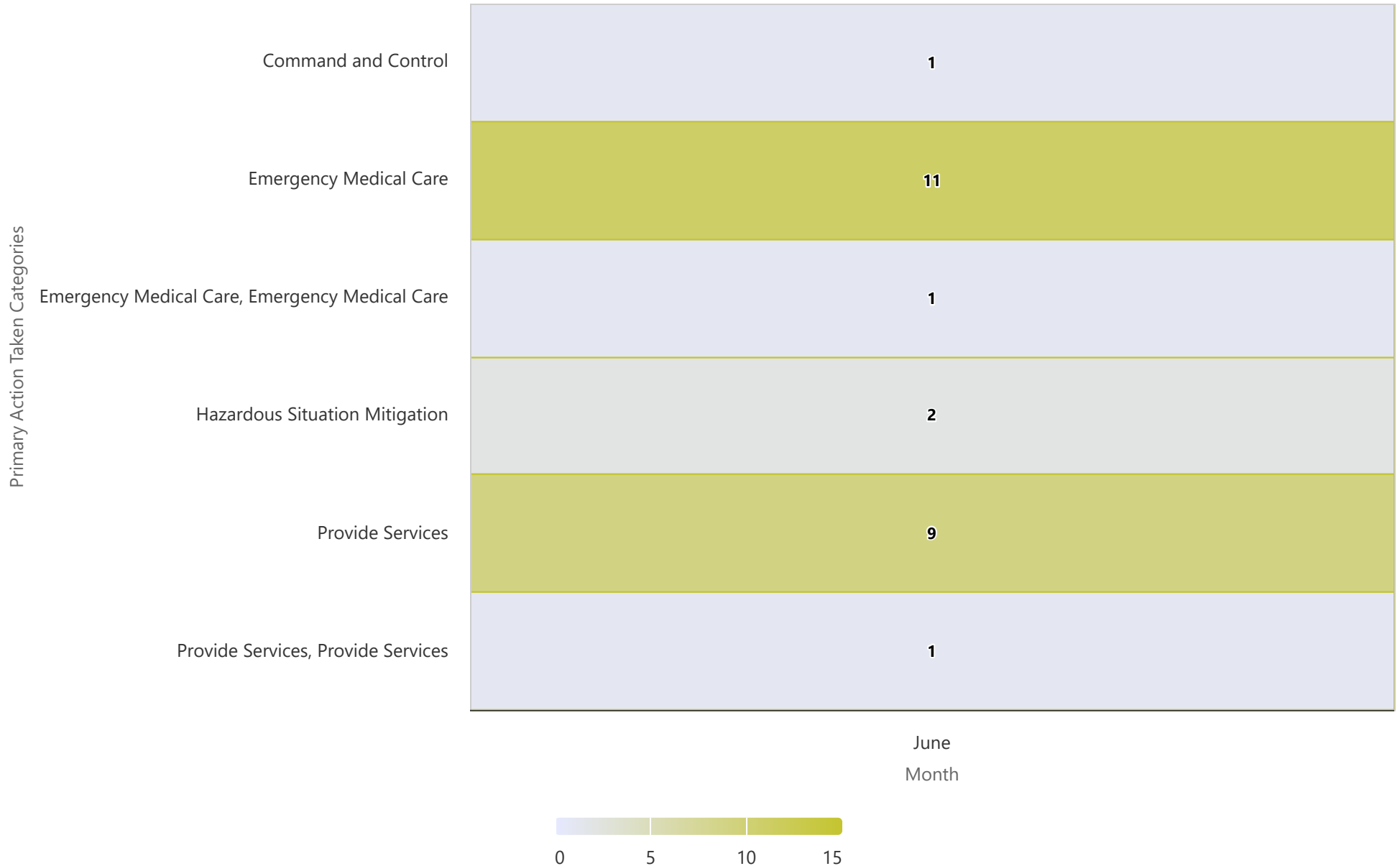
### Incidents by Shift

Jun 01, 2026 12:00 AM to Jun 30, 2026 11:59 PM



### Primary Action Taken Categories by Month

Jun 01, 2026 12:00 AM to Jun 30, 2026 11:59 PM



# Fire Call Volume by Month

Jun 01, 2026 12:00 AM to Jun 30, 2026 11:59 PM

Count of Incidents

39

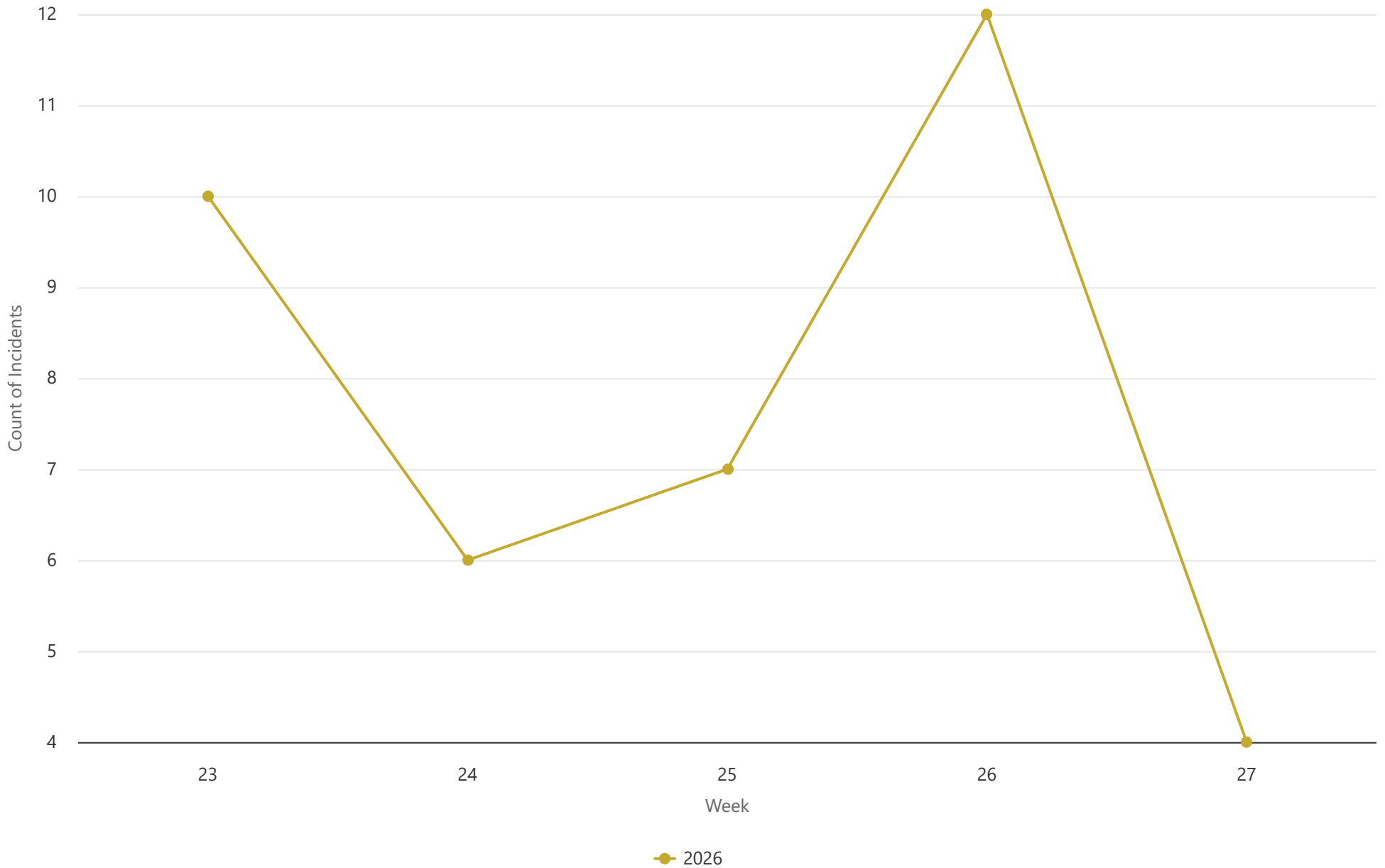
June

Month

● 2026

### Fire Call Volume by Week

Jun 01, 2026 12:00 AM to Jun 30, 2026 11:59 PM




### Fire Call Volume by Day

Jun 01, 2026 12:00 AM to Jun 30, 2026 11:59 PM

Upper Control/Average/Lower Control

Incident Count

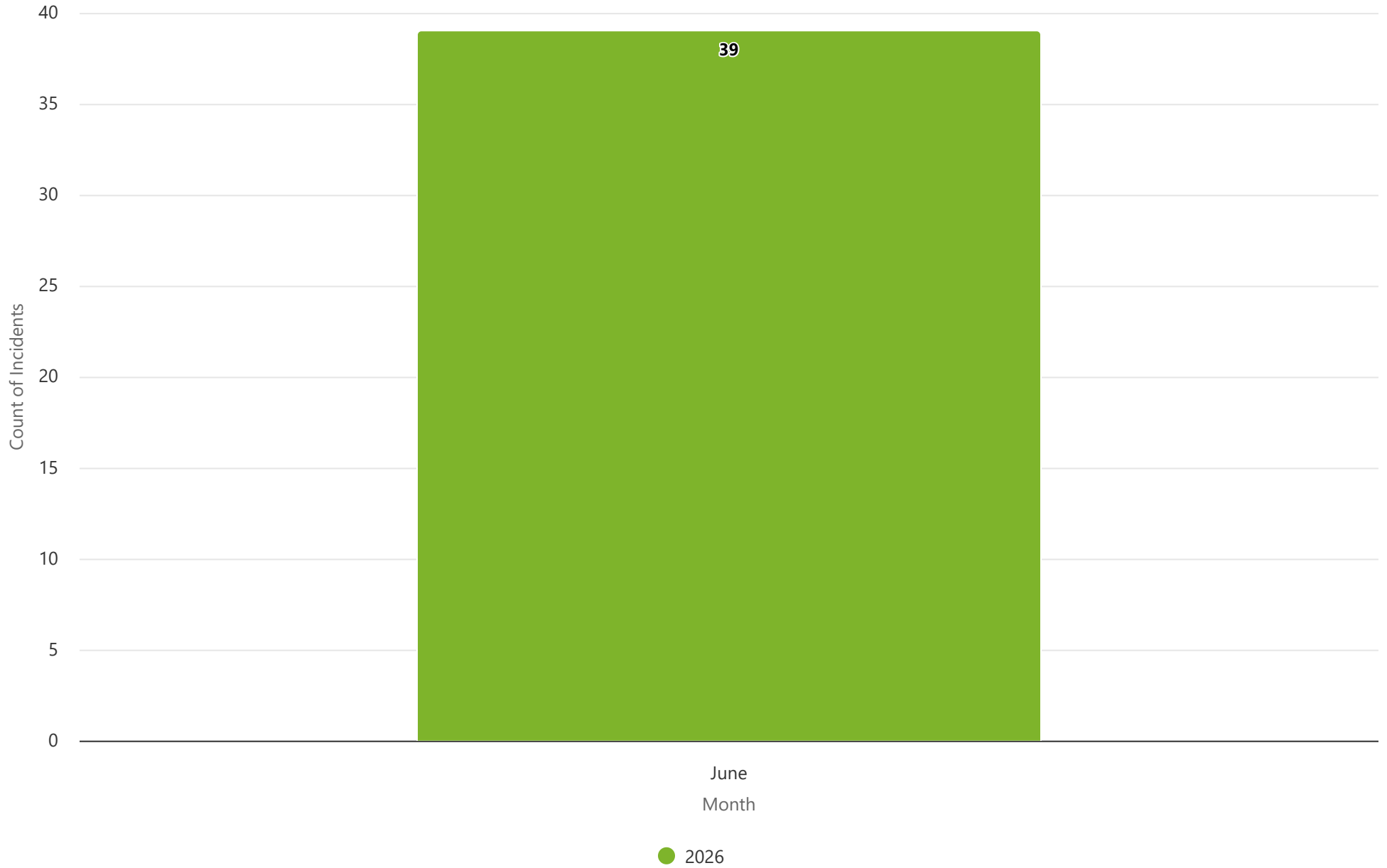
0



Series 1

### Incidents by Month

Jun 01, 2026 12:00 AM to Jun 30, 2026 11:59 PM



### Incidents by Day and Hour

Jun 01, 2026 12:00 AM to Jun 30, 2026 11:59 PM

Day of Week	0000	0100	0200	0300	0400	0500	0600	0700	0800	0900	1000	1100	1200	1300	1400	1500	1600	1700	1800	1900	2000	2100	2200	2300
Sunday	0	0	0	0	0	0	0	0	0	0	0	0	0	0	0	0	0	1	0	0	1	0	0	0
Monday	0	0	0	0	0	0	0	0	0	1	1	0	0	0	0	0	1	0	0	0	0	0	0	1
Tuesday	0	0	0	0	0	0	0	0	0	1	0	0	0	2	0	0	1	1	0	1	2	0	0	0
Wednesday	0	0	1	0	0	0	0	0	0	0	1	1	1	0	1	0	0	0	1	0	1	0	0	0
Thursday	0	0	0	0	0	0	0	0	0	0	1	0	1	0	1	0	1	2	0	0	1	1	1	0
Friday	0	0	0	0	0	0	0	0	0	0	0	1	0	0	0	0	0	0	0	1	0	0	0	0
Saturday	0	0	0	0	0	0	0	0	1	0	1	0	1	0	1	0	0	0	1	1	1	0	0	0

### Monthly Call Volume Year over Year

Jan 01, 2025 12:00 AM to Jun 30, 2026 11:59 PM

Incident Month Name	2026		2025		YTD % Change
	Grand Total - Current	% of Total Incidents - Current	Grand Total - Previous	% of Total Incidents - Previous	
february	30	17.00%	0	N/A	N/A
march	43	24.00%	0	N/A	N/A
april	39	22.00%	0	N/A	N/A
may	29	16.00%	0	N/A	N/A
june	39	22.00%	0	N/A	N/A
<b>Grand Total</b>	<b>180</b>	<b>100.00%</b>	<b>0</b>	<b>100.00%</b>	<b>N/A</b>

**Pin Color Legend**