

**KENSINGTON POLICE
PROTECTION AND
COMMUNITY
SERVICES DISTRICT**

**MID-YEAR BUDGET REVIEW
JULY 1 TO DECEMBER 31, 2020**

FISCAL YEAR 2020/2021

2.11.2021



PURPOSE

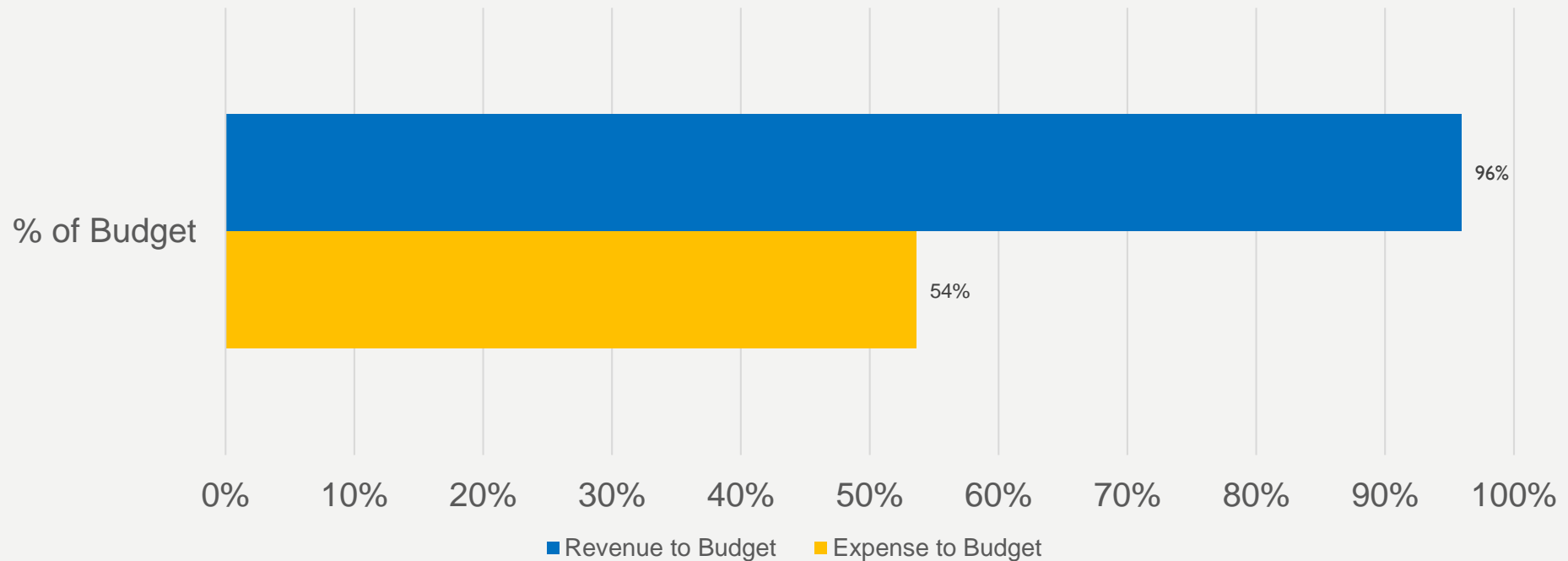
- **To provide an overview of the District's budgeted versus actual revenue and expenses for the first two quarter of fiscal year 2020/2021 from July 1 to December 31, 2020.**
- **To ensure that the District is consistently monitoring its revenue and expenses and on track with its goals.**

REVENUES & EXPENSES SUMMARY

	Actual	Budgeted	% of Budget
Revenues	\$3,385,051	\$3,528,557	96%
Expenses	\$1,857,882	\$3,710,433	54%

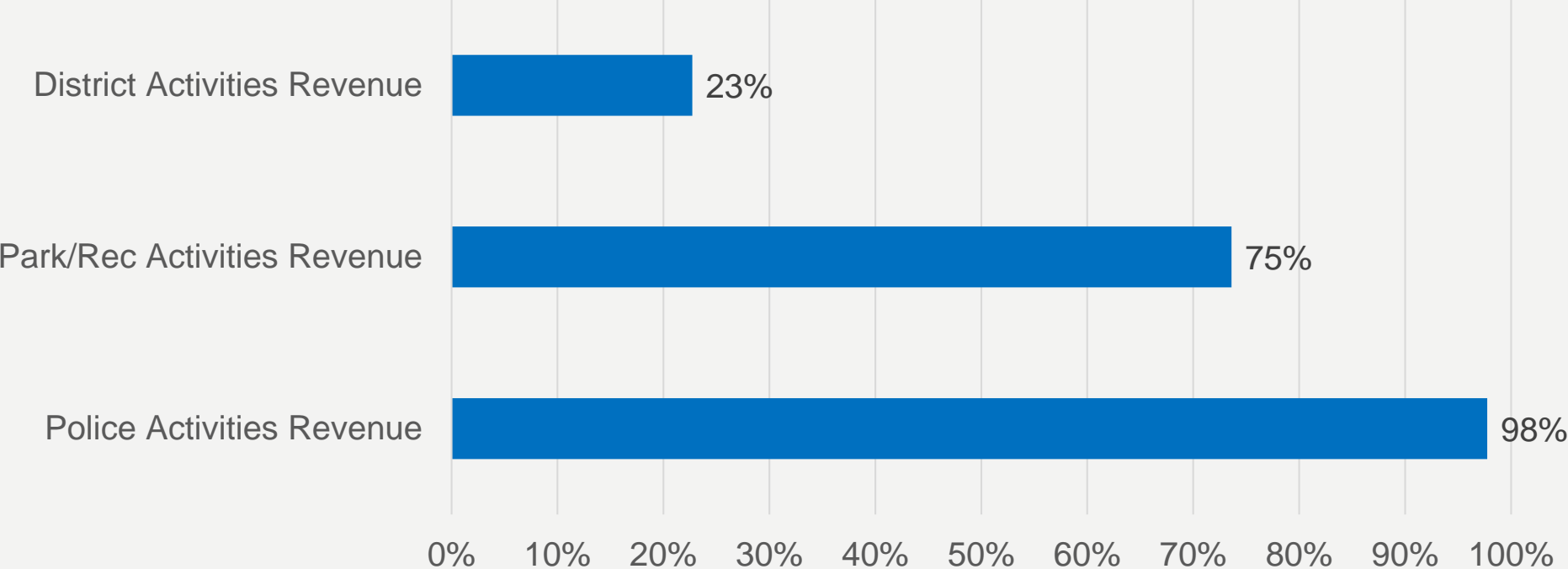
REVENUES & EXPENSES SUMMARY

Percentage of Total Revenues and Expenses Generated Compared to Budgeted



SUMMARY OF REVENUES

Percentage of Revenues Generated Compared to Budgeted

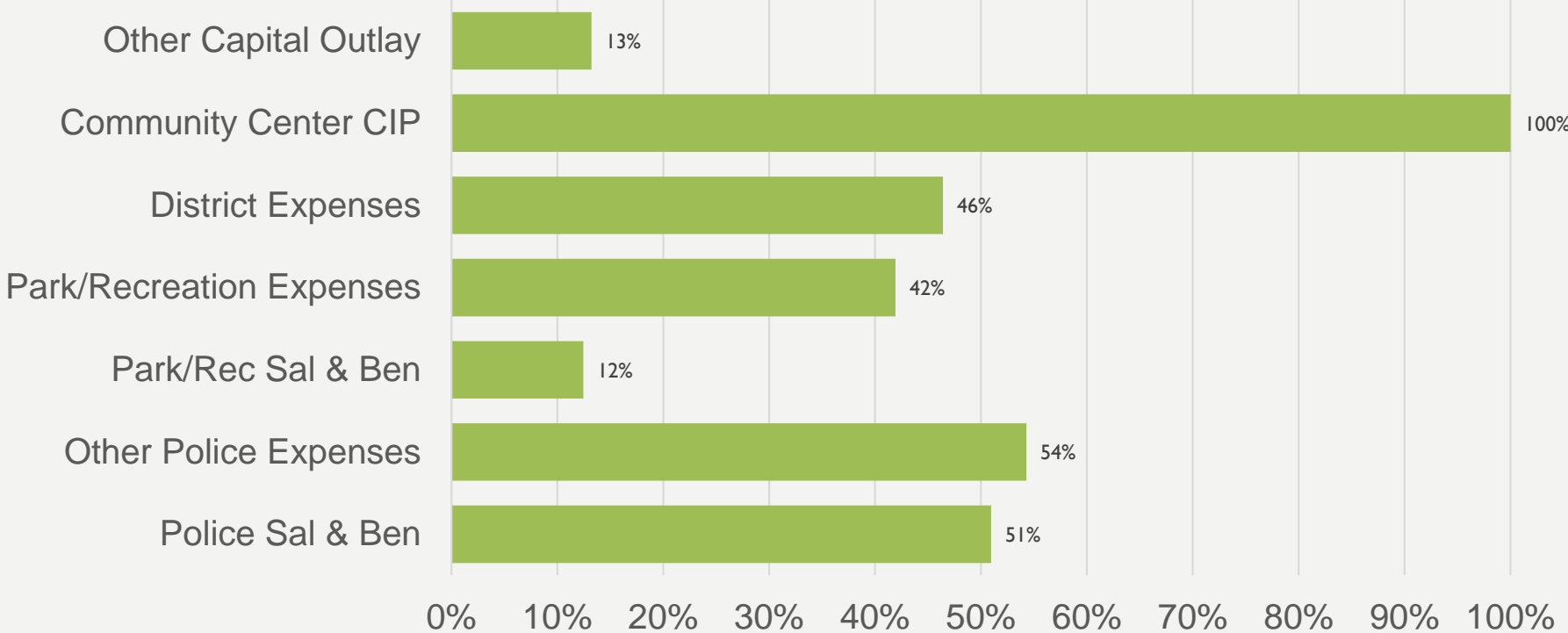


SUMMARY OF REVENUES (CONT.)

Object	Actual	Budgeted	% of Budget
Police Activities	3,328,230	3,405,057	98%
Park/Rec Activities	41,595	56,500	75%
District Activities	15,226	67,000	23%
Total	3,385,051	3,528,557	96%

SUMMARY OF EXPENSES

Percentage of Expenses Generated Compared to Budgeted

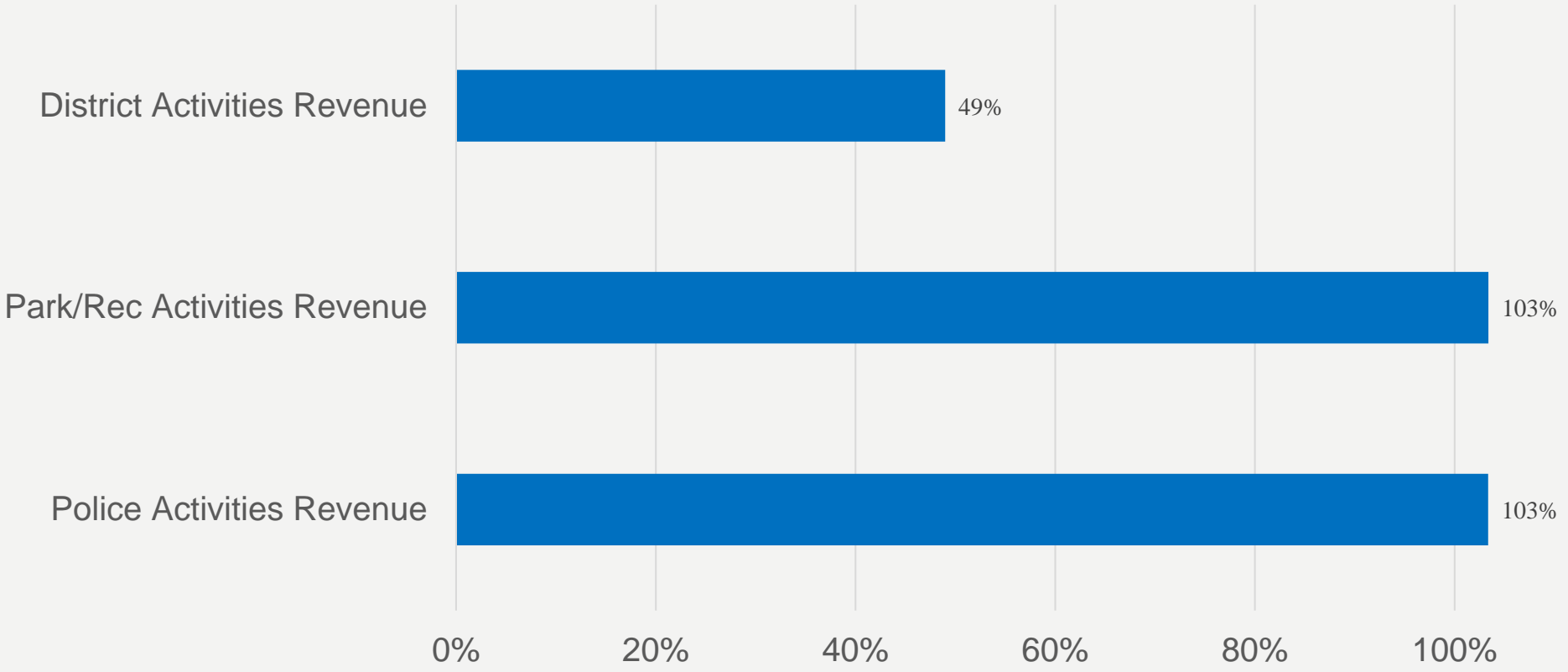


SUMMARY OF EXPENSES (CONT.)

Object	Actual	Budgeted	% of Budget
Police Salary & Benefits	1,128,588	2,214,567	51%
Other Police Expenses	234,761	432,509	54%
Park/Rec Salary & Benefits	1,200	9,639	12%
Park/Recreation Expenses	62,198	148,379	42%
District Expenses	285,168	614,433	46%
Community Center CIP	140,000	140,000	100%
Other Capital Outlay	5,967	45,117	13%
Total	1,857,882	3,604,644	52%

SUMMARY OF REVENUES: CFY vs. PFY

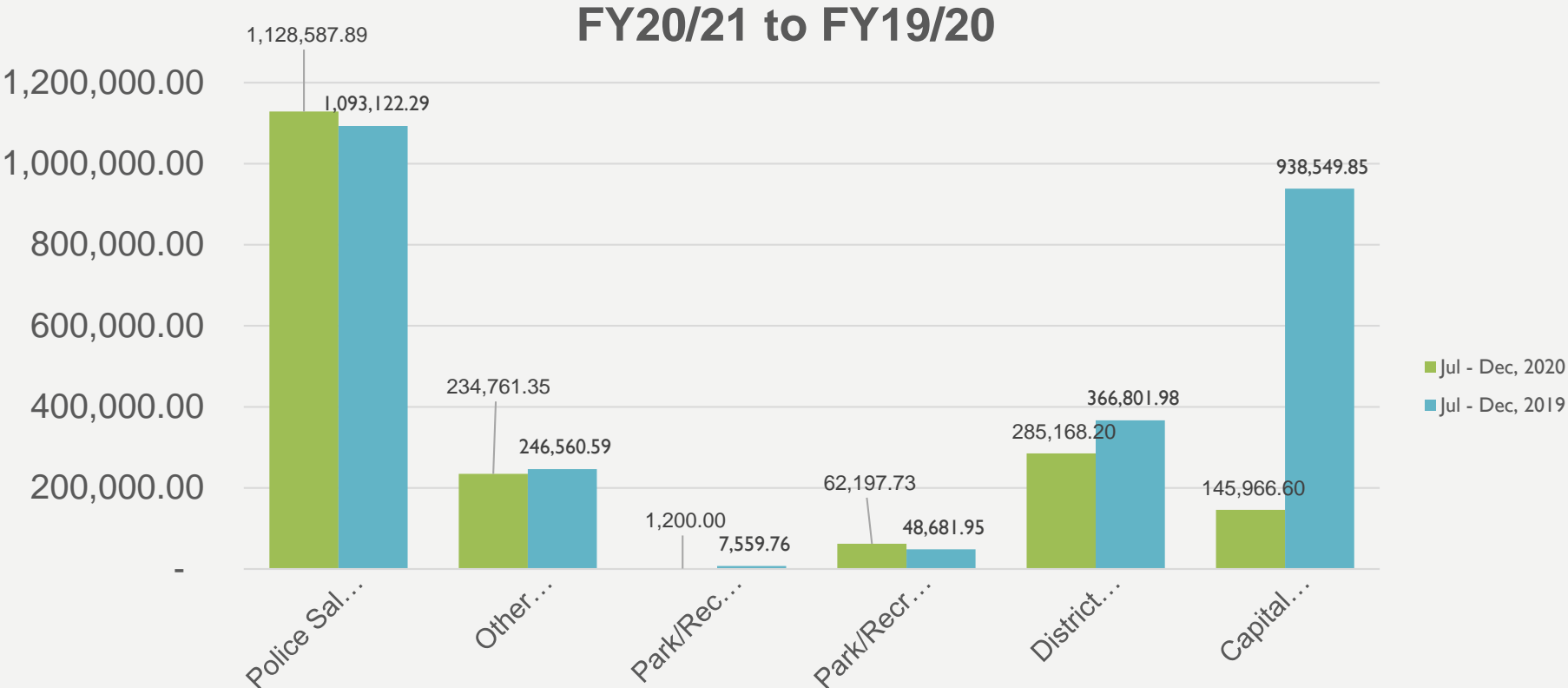
FY20/21 to FY19/20



SUMMARY OF REVENUES: CFY vs. PFY (CONT.)

Object	December 31, 2020	December 31, 2019	Variance (%)
Police Activities	3,328,230	3,220,029	103%
Park/Rec Activities	41,595	40,235	103%
District Activities	15,226	31,089	49%
Total	3,385,051	3,291,353	103%

SUMMARY OF EXPENSES: CFY vs. PFY



SUMMARY OF EXPENSES: CFY vs. PFY (CONT.)

Object	December 31, 2020	December 31, 2019	Variance (%)
Police Salary & Benefits	1,128,588	1,093,122	103%
Other Police Expenses	234,761	246,561	95%
Park/Rec Salary & Benefits	1,200	7,560	16%
Park/Recreation Expenses	62,198	48,682	128%
District Expenses	285,168	366,802	78%
Capital Outlay	145,967	938,550	16%
Total	1,857,882	2,701,276	69%

RECOMMENDATION

- Transfer \$1.2 million from the District's General Fund to its LAIF Account.

QUESTIONS?

THANK YOU!

